



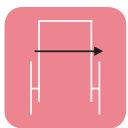
CONNICA
HEALTHCARE PVT. LTD.

*Where Independence
Meets Innovation.*

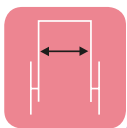


Empowering Mobility with Comfort and Style

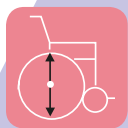
The Connica Wheelchair offers the perfect blend of comfort, durability, and advanced design. Engineered for both indoor and outdoor use, it features an ergonomic seat, and a robust braking system for maximum safety. Lightweight yet sturdy, the Connica Wheelchair ensures smooth navigation and easy portability, empowering users to maintain their independence and enjoy an active lifestyle. Choose Connica for a reliable, stylish, and comfortable mobility solution.



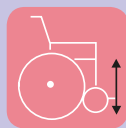
67



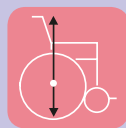
29



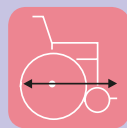
47



49



95



105



100



kg

NW GW

12-13



Shower Chair

Code: CH-691

Material : Aluminum + PU
Height : 30 to 40 cm
Width : 39 x 38 cm
Length : 60 to 70 cm
Finish : Aluminum Matt
Net Weight: 4.5 Kg.

Description:

Our, shower chair is long durable with minimum maintenance & height adjustable, Facilitated with detachable back rest, high quality aluminum pipe, sheet with virgin HDPE material, use 25mm & 28mm alu tube with 1.2mm thickness



Walker with Wheel

Code: CH-9631L

Material : Aluminum
Height : 73.5 to 92 cm
Width : 64 cm
Length : 52 cm
Finish : Aluminum Matt
Net Weight: 2.3 Kg.

Description:

Our walker with high quality aluminum with 25mm & 28mm tube, thickness 1.2mm, with height adjustable, foldable easy to use and storage, 5inch wheel with pp and pu, soft foam grip for non slipping performance.



Walker (Chrome)

Code: CH 931L

Material : Aluminum
Height : 78 to 96 cm
Width : 47 cm
Length : 46 cm
Finish : Alu. Chrome
Net Weight: 2.4 Kg.

Description:

Our walker with high quality aluminum with 25mm & 28mm tube and its thickness 1.2mm, marching type with hand support, height adjustable, foldable easy to use and storage, soft foam grip for non slipping performance. Compensate and improve waking stability, maintain standing balance.



Walker

Code: CH-967L

Material : Aluminum
 Height : 83-101 cm
 Width : 62 cm
 Length : 41 cm
 Finish : Aluminum Matt
 Net Weight: 3 Kg.

Description:

Our walker with high quality aluminum having 25mm & 28mm tube, thickness 1.2mm, with height adjustable, foldable easy to use and storage, high density foam grip for non slipping performance.



Walker with Wheel (Chrome)

Code: CH-912L

Material : Aluminum+PE
 Height : 150 to 100cm
 Width : 30 cm
 Length : 70 cm
 Finish : Alu. Chrome
 Net Weight: 2.350 Kg.

Description:

we use high quality aluminum having 25 to 28mm tube with 1.2mm thickness, in our walker we give 4 inches pp+pvc front wheel, also we give soft foam grip for non-slip performance, also this walker maintain standing balance with hand support and improve walking ability.



Walker

Code: CH 931L

Material : Aluminum+PE
 Height : 72 to 82 cm
 Width : 55 cm
 Length : 44 cm
 Finish : Alu. Chrome
 Net Weight : 8 Kg.
 Seating Height : 40 to 50 cm
 Load Capacity : 100 kg.

Description:

Steel frame with foldable commode sheet and revolving 3 inch 4 castor with pp with wear resistance material, with high quality Chrome steel tube having 22mm & 25mm tube and its thickness 1.2mm, we use padded high density polymer hard sheet with 5 level adjustable height.



Elbow Crutch

Code: CH-937L

Material : Aluminum + PU

Finish : Aluminum Matt

Size	Height	Weight
Large	85 to 107	0.52 kg
Medium	75 to 97	0.49 kg
Small	65 to 87	0.45 kg

Description:

Made for balance and stable walking, with adjustable height



Rollator

Code: CH-965LH

Material : Aluminum+Iron

Height : 78 to 89 cm

Width : 46 cm

Length : 78 cm

Finish : Alu.+Coating

Net Weight: 8 Kg.

Description:

Aluminum liquid coated frame, deattachable countoured padded backrest, add comfort and lumber support, easily squeeze and release hand brakes come with locking mechanism, padded pvc soft seat, optional shopping bag and basket, with 8inch wheel.with ultra light weight aluminum frame.



Stick

Code: CH 9203L

Material : Aluminum+PE

Height : 71 to 94 cm

Width :

Length :

Finish : Powder Coating

Net Weight: 0.380 Kg.

Description:

made for balance and stable walking with comfortable handle with adjustable hight



Stick with base

Code: CH-924L

Material : Aluminum + PE
 Height : 72 to 95
 Width :
 Length :
 Finish : Alu+Powder Cot.
 Net Weight: 0.630 Kg.

Description:

made for balance and stable walking with comfortable handle with 4 base stand, high nonslip performance with unique design & adjustable height.



Crutch

Code: CH-925L

Material : Aluminum + PE

Size	Height	Weight
Large	135 to 155	0.880 kg
Medium	115 to 135	0.800 kg
Small	95 to 115	0.730 kg

Description:

For extraaxillary support we use high quality foam, comfortable, detachable and environmentally friendly durable, with adjustable length



Commode Chair

Code: CH-691

Material : Aluminum + PE
 Height : 150-100 cm
 Width : 30 cm
 Length : 70 cm
 Finish : Alu. Matt.
 Net Weight: 00 kg.

Description:

powder coating steel frame, detachable armrest and foot rest, solid rear castor with lock. Plastic commode seat. With 5 inch wear resistance wheel, and comfortable back rest.

Accessories:

There are many accessories available for wheelchairs that can enhance comfort, convenience, and functionality. Here are some common wheelchair accessories:



Name: Rear Wheel with Rubber
Code: WC027



Name: Rear Wheel with PU Foam
Code: WC027P



Name: Side Guard
Code: WC036



Name: Wheel Bracket
Code: WC033



Name: Small Wheel with PU
Code: WC035



Name: Foot Rest
Code: WC038



Name: Hand Grip
Code: WC047



Name: Brake Grip
Code: WC048



Name: Brake Small Grip
Code: WC072



Name: Hand Rest
Code: WC039



Name: Brake
Code: WC079



Name: Small Plastic Parts
Code: WC041



Register Office:

414-15 R K Prime, Nana Mava Circle,
150 Feet Ring Road, Rajkot - 360005

Customer Care:

call: 99780 67000

e: info@connicahealthcare.com

website:

www.connicahealthcare.com

